

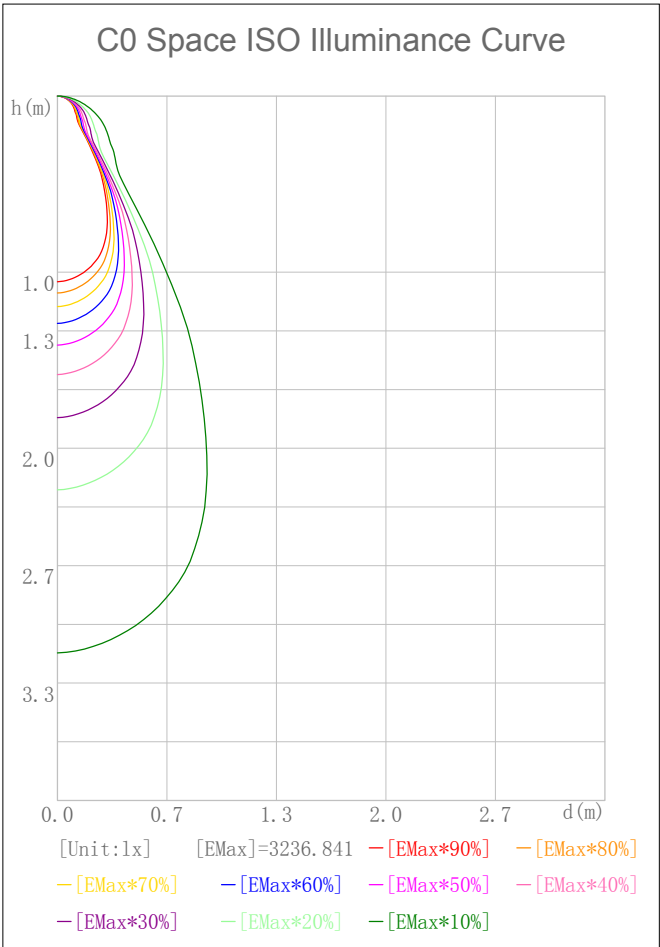
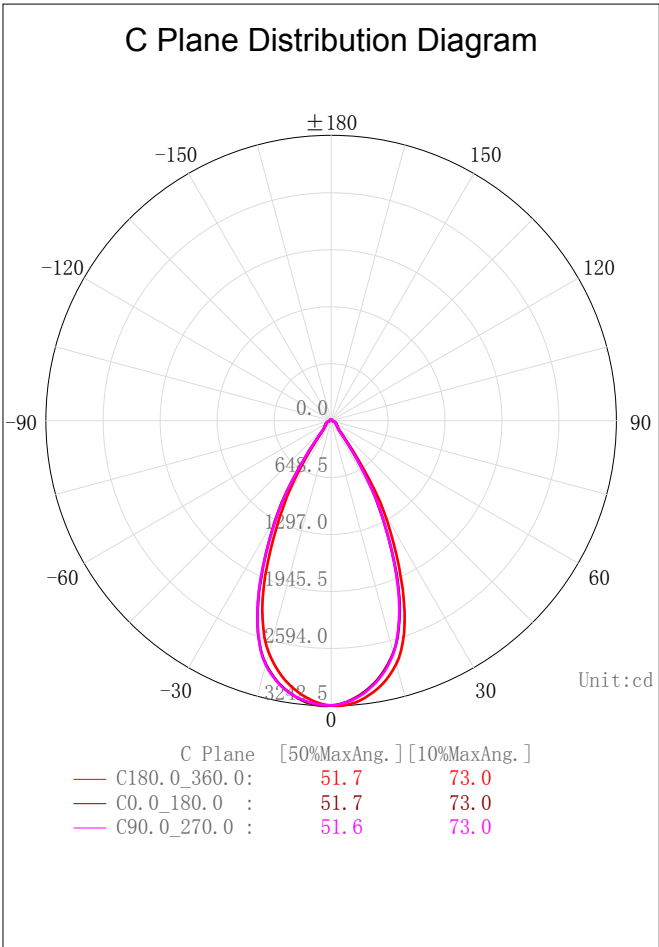
Indoor Luminaire Photometric Data

Description Information

Luminary Name: TR05-30-XX-01 4000K RA90 60D		Lum. Catalog:	Test ID: 01
Lamp Name:		Lamp Catalog: LED	Test Date: 2019/11/30
Manufacture: Shenzhen Norming Lighting Co., Ltd		Shld. Ang(°):	Test Machine:GON-2000
Test Lab: QUality peatment		Frequency (Hz):	Lamp CCT (K): Ra:
Lum. Size (W*L*H):0.070m*0.070m*0.266m		Lum. Area (m2):0.024	Lum. W (kg): 0.000
Test System: C, γ	Test Step: C=90.0 γ=1.0	Temp. (°C): 25	Humidity(%): 50.0

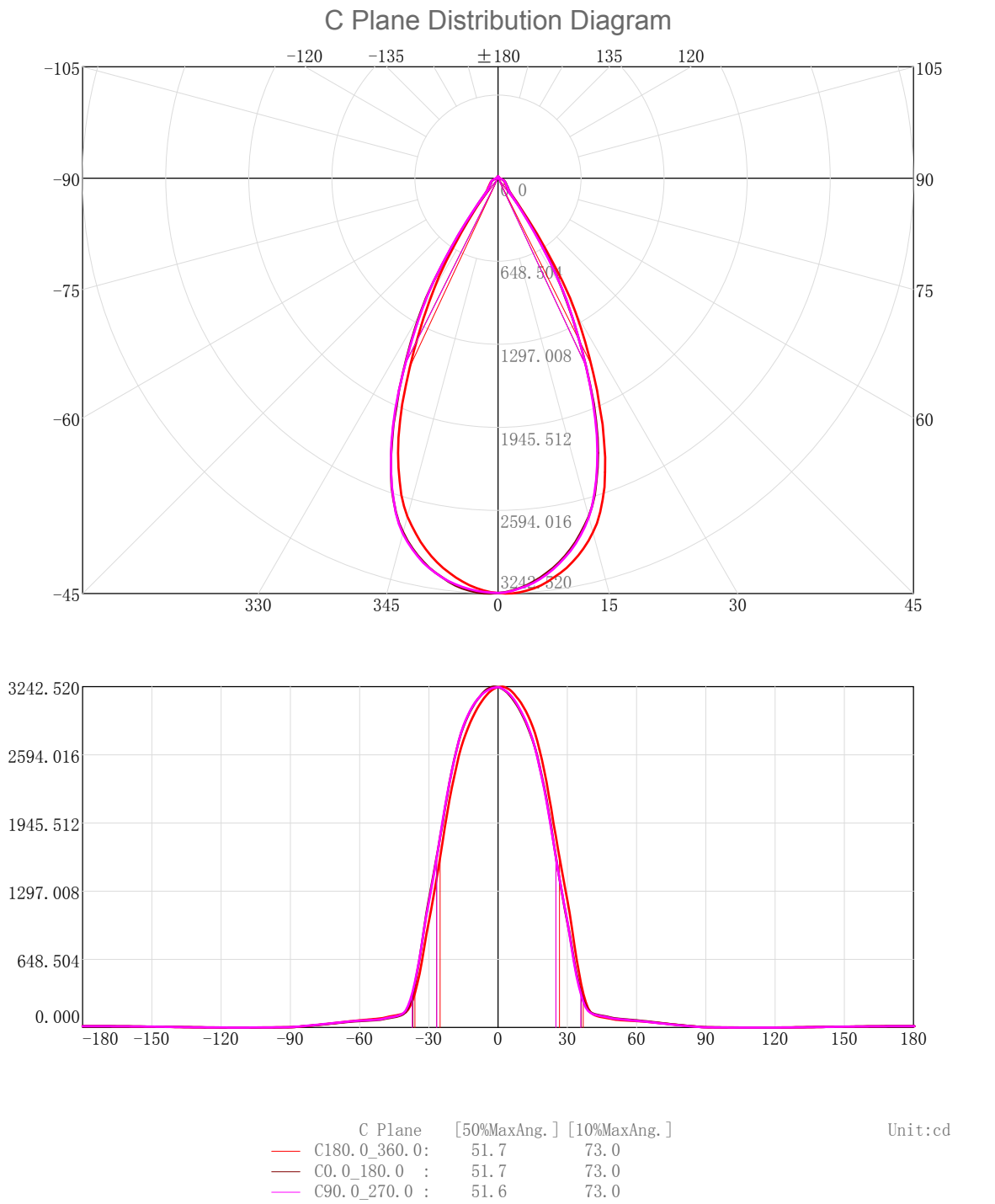
Character Parameter

Lamp Speciality Parameter		Luminaire Speciality Parameter	
Rated Flux(lm): 2445.610	Luminary Flux(lm): 2445.613	Field Angle(10%Imax): 73.0(°)	
Rated Power(W):	Luminary Efficiency: 100.00%	Down Lumens&Percent: 2424.951lm 99.16%	
Rated Voltage(V):	Luminary EER(lm/W): 81.848	Up Lumens&Percent: 20.662lm 0.84%	
Tested Power(W): 29.880	Max. Candela(cd): 3242.520	S/MH: C0_a180=0.831 C90_270=0.831	
Lamps' Inside: 1	Max Cand@Ang. (°): C=180.0 γ=2.0	CIE Type: Semi-Direct	
Tested Electrics (V, A, pf):240.1, 0.126, 0.986	Beam Angle(50%Imax): 51.7(°)	ErP ϕ use(90°): 2218.650lm	
Lamp Size(W*L*H):0.070m*0.070m*0.266m	Left=-25.1°, Right=26.6°	IRF(%): 302.342	



2D Plane Light Intensity Distribution Curve

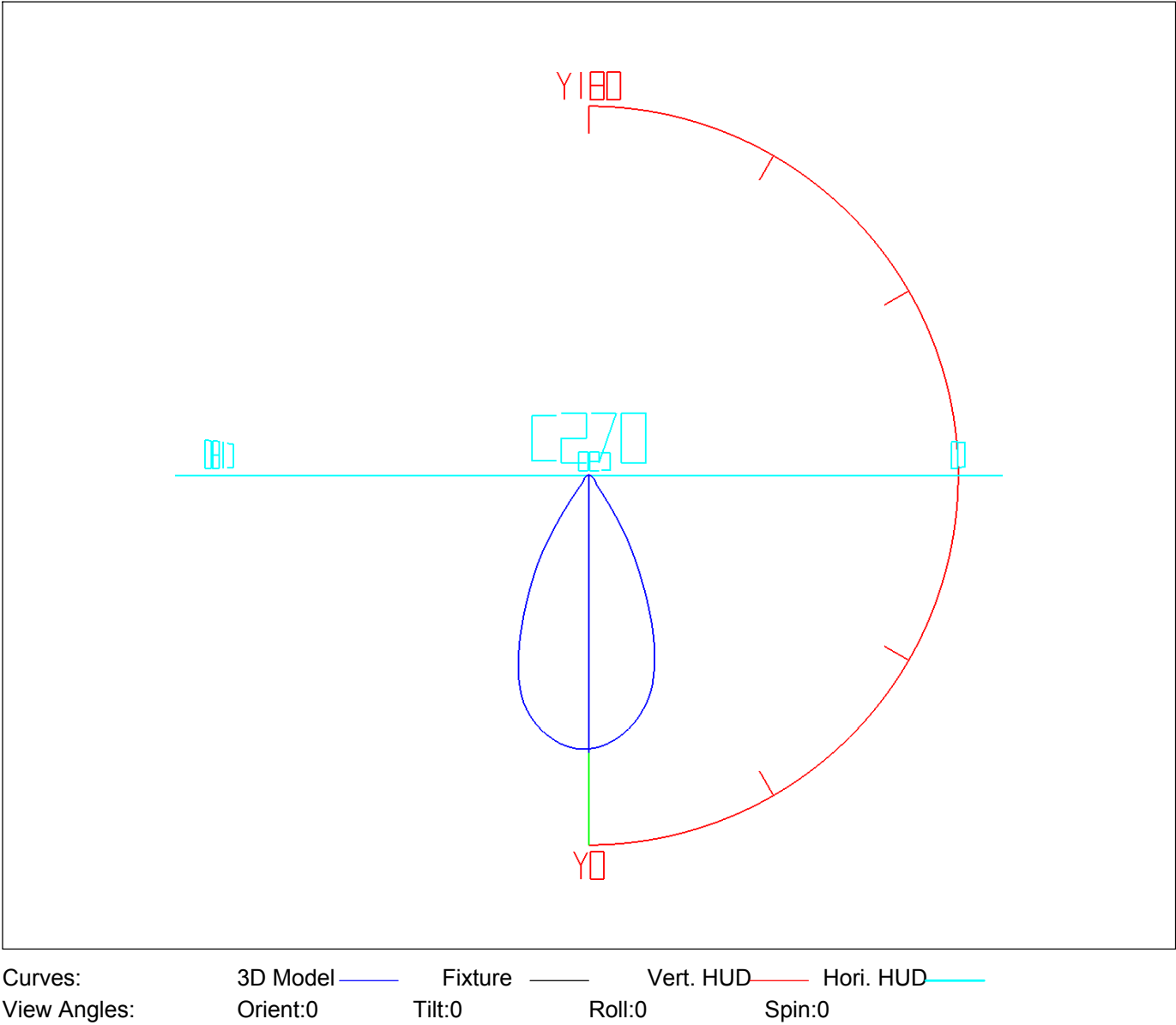
Lum. Name:TR05-30-XX-01 4000K RA90 60D	Lum. Catalog:	Test ID:01
Lamp Name:	Lamp Catalog: LED	Test Lab: QQualty peatment
Manufacture: Shenzhen Norming Lighting Co., Ltd	Test Machine:GON-2000	Test Date: 2019/11/30



3D Light Intensity Distribution Modal

Lum. Name:TR05-30-XX-01 4000K RA90 60D	Lum. Catelog:	Test ID:01
Lamp Name:	Lamp Catelog:LED	Test Lab:QQualty peatment
Manufacture:Shenzhen Norming Lighting Co., Ltd	Test Machine:GON-2000	Test Date:2019/11/30

3D Light Intensity Distribution Modal



IES Indoor Report

Photometric Filename:TR05-30-XX-01 4000K RA90 60D.IES

Zonal Flux Tabulation

Zone(γ)	Zone Flux (lm)	Sums Flux (lm)	Zone%Lamp	Sums%Lamp	Zone(γ)	Zone Flux (lm)	Sums Flux (lm)	Zone%Lamp	Sums%Lamp
0.0-1.0	3.10	3.10	0.13	0.13	47.0-48.0	7.75	2244.24	0.32	91.77
1.0-2.0	9.28	12.37	0.38	0.51	48.0-49.0	7.50	2251.74	0.31	92.07
2.0-3.0	15.42	27.79	0.63	1.14	49.0-50.0	7.20	2258.94	0.29	92.37
3.0-4.0	21.50	49.29	0.88	2.02	50.0-51.0	6.95	2265.89	0.28	92.65
4.0-5.0	27.49	76.78	1.12	3.14	51.0-52.0	6.82	2272.71	0.28	92.93
5.0-6.0	33.38	110.17	1.37	4.50	52.0-53.0	6.74	2279.45	0.28	93.21
6.0-7.0	39.14	149.31	1.60	6.11	53.0-54.0	6.67	2286.12	0.27	93.48
7.0-8.0	44.74	194.05	1.83	7.93	54.0-55.0	6.59	2292.71	0.27	93.75
8.0-9.0	50.18	244.23	2.05	9.99	55.0-56.0	6.52	2299.23	0.27	94.01
9.0-10.0	55.43	299.66	2.27	12.25	56.0-57.0	6.45	2305.69	0.26	94.28
10.0-11.0	60.46	360.12	2.47	14.73	57.0-58.0	6.38	2312.06	0.26	94.54
11.0-12.0	65.23	425.35	2.67	17.39	58.0-59.0	6.30	2318.36	0.26	94.80
12.0-13.0	69.71	495.05	2.85	20.24	59.0-60.0	6.22	2324.58	0.25	95.05
13.0-14.0	73.87	568.93	3.02	23.26	60.0-61.0	6.13	2330.71	0.25	95.30
14.0-15.0	77.70	646.63	3.18	26.44	61.0-62.0	6.02	2336.73	0.25	95.55
15.0-16.0	81.10	727.73	3.32	29.76	62.0-63.0	5.89	2342.62	0.24	95.79
16.0-17.0	83.88	811.61	3.43	33.19	63.0-64.0	5.74	2348.36	0.23	96.02
17.0-18.0	85.95	897.57	3.51	36.70	64.0-65.0	5.58	2353.94	0.23	96.25
18.0-19.0	87.43	985.00	3.58	40.28	65.0-66.0	5.40	2359.34	0.22	96.47
19.0-20.0	88.28	1073.28	3.61	43.89	66.0-67.0	5.20	2364.54	0.21	96.69
20.0-21.0	88.42	1161.71	3.62	47.50	67.0-68.0	5.00	2369.55	0.20	96.89
21.0-22.0	87.81	1249.52	3.59	51.09	68.0-69.0	4.80	2374.35	0.20	97.09
22.0-23.0	86.46	1335.98	3.54	54.63	69.0-70.0	4.59	2378.93	0.19	97.27
23.0-24.0	84.40	1420.38	3.45	58.08	70.0-71.0	4.37	2383.30	0.18	97.45
24.0-25.0	81.70	1502.08	3.34	61.42	71.0-72.0	4.15	2387.45	0.17	97.62
25.0-26.0	78.51	1580.59	3.21	64.63	72.0-73.0	3.93	2391.38	0.16	97.78
26.0-27.0	74.89	1655.48	3.06	67.69	73.0-74.0	3.71	2395.09	0.15	97.93
27.0-28.0	71.07	1726.54	2.91	70.60	74.0-75.0	3.48	2398.57	0.14	98.08
28.0-29.0	67.05	1793.60	2.74	73.34	75.0-76.0	3.26	2401.84	0.13	98.21
29.0-30.0	62.83	1856.43	2.57	75.91	76.0-77.0	3.04	2404.87	0.12	98.33
30.0-31.0	58.17	1914.60	2.38	78.29	77.0-78.0	2.81	2407.69	0.12	98.45
31.0-32.0	52.54	1967.14	2.15	80.44	78.0-79.0	2.59	2410.28	0.11	98.56
32.0-33.0	45.93	2013.07	1.88	82.31	79.0-80.0	2.37	2412.66	0.10	98.65
33.0-34.0	39.07	2052.14	1.60	83.91	80.0-81.0	2.16	2414.81	0.09	98.74
34.0-35.0	32.62	2084.75	1.33	85.24	81.0-82.0	1.94	2416.75	0.08	98.82
35.0-36.0	26.73	2111.49	1.09	86.34	82.0-83.0	1.73	2418.48	0.07	98.89
36.0-37.0	21.51	2133.00	0.88	87.22	83.0-84.0	1.52	2420.00	0.06	98.95
37.0-38.0	17.21	2150.20	0.70	87.92	84.0-85.0	1.31	2421.31	0.05	99.01
38.0-39.0	13.87	2164.07	0.57	88.49	85.0-86.0	1.11	2422.42	0.05	99.05
39.0-40.0	11.48	2175.55	0.47	88.96	86.0-87.0	0.91	2423.33	0.04	99.09
40.0-41.0	10.04	2185.59	0.41	89.37	87.0-88.0	0.72	2424.05	0.03	99.12
41.0-42.0	9.26	2194.85	0.38	89.75	88.0-89.0	0.52	2424.57	0.02	99.14
42.0-43.0	8.81	2203.66	0.36	90.11	89.0-90.0	0.38	2424.95	0.02	99.16
43.0-44.0	8.51	2212.17	0.35	90.45	90.0-91.0	0.32	2425.27	0.01	99.17
44.0-45.0	8.28	2220.44	0.34	90.79	91.0-92.0	0.29	2425.56	0.01	99.18
45.0-46.0	8.10	2228.55	0.33	91.12	92.0-93.0	0.27	2425.82	0.01	99.19
46.0-47.0	7.94	2236.49	0.32	91.45	93.0-94.0	0.24	2426.06	0.01	99.20

IES Indoor Report

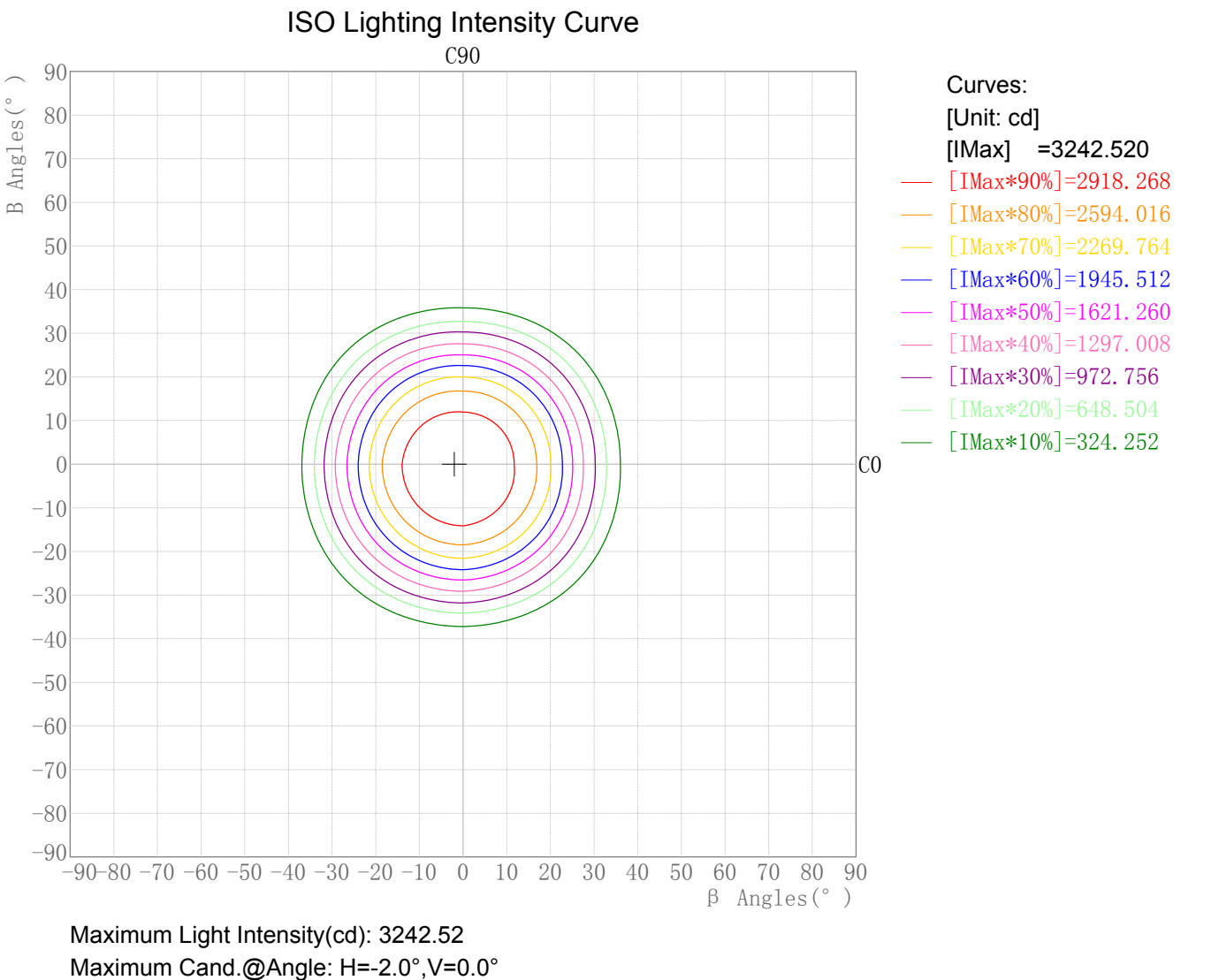
Photometric Filename:TR05-30-XX-01 4000K RA90 60D.IES

Zonal Flux Tabulation - (Cont.)

Zone(γ)	Zone Flux (lm)	Sums Flux (lm)	Zone%Lamp	Sums%Lamp	Zone(γ)	Zone Flux (lm)	Sums Flux (lm)	Zone%Lamp	Sums%Lamp
94.0-95.0	0.22	2426.29	0.01	99.21	141.0-142.0	0.40	2432.90	0.02	99.48
95.0-96.0	0.20	2426.49	0.01	99.22	142.0-143.0	0.42	2433.31	0.02	99.50
96.0-97.0	0.18	2426.67	0.01	99.23	143.0-144.0	0.43	2433.74	0.02	99.51
97.0-98.0	0.16	2426.83	0.01	99.23	144.0-145.0	0.44	2434.18	0.02	99.53
98.0-99.0	0.15	2426.98	0.01	99.24	145.0-146.0	0.45	2434.63	0.02	99.55
99.0-100.0	0.13	2427.11	0.01	99.24	146.0-147.0	0.46	2435.08	0.02	99.57
100.0-101.0	0.11	2427.22	0.00	99.25	147.0-148.0	0.46	2435.55	0.02	99.59
101.0-102.0	0.10	2427.32	0.00	99.25	148.0-149.0	0.47	2436.02	0.02	99.61
102.0-103.0	0.08	2427.40	0.00	99.26	149.0-150.0	0.47	2436.49	0.02	99.63
103.0-104.0	0.07	2427.47	0.00	99.26	150.0-151.0	0.47	2436.96	0.02	99.65
104.0-105.0	0.06	2427.53	0.00	99.26	151.0-152.0	0.47	2437.44	0.02	99.67
105.0-106.0	0.05	2427.58	0.00	99.26	152.0-153.0	0.47	2437.91	0.02	99.69
106.0-107.0	0.04	2427.62	0.00	99.26	153.0-154.0	0.47	2438.38	0.02	99.70
107.0-108.0	0.03	2427.66	0.00	99.27	154.0-155.0	0.46	2438.84	0.02	99.72
108.0-109.0	0.03	2427.68	0.00	99.27	155.0-156.0	0.46	2439.30	0.02	99.74
109.0-110.0	0.02	2427.70	0.00	99.27	156.0-157.0	0.45	2439.75	0.02	99.76
110.0-111.0	0.02	2427.72	0.00	99.27	157.0-158.0	0.44	2440.19	0.02	99.78
111.0-112.0	0.02	2427.74	0.00	99.27	158.0-159.0	0.43	2440.63	0.02	99.80
112.0-113.0	0.02	2427.75	0.00	99.27	159.0-160.0	0.42	2441.04	0.02	99.81
113.0-114.0	0.02	2427.77	0.00	99.27	160.0-161.0	0.41	2441.45	0.02	99.83
114.0-115.0	0.02	2427.79	0.00	99.27	161.0-162.0	0.39	2441.84	0.02	99.85
115.0-116.0	0.02	2427.81	0.00	99.27	162.0-163.0	0.38	2442.22	0.02	99.86
116.0-117.0	0.03	2427.83	0.00	99.27	163.0-164.0	0.36	2442.58	0.01	99.88
117.0-118.0	0.03	2427.86	0.00	99.27	164.0-165.0	0.35	2442.93	0.01	99.89
118.0-119.0	0.03	2427.89	0.00	99.28	165.0-166.0	0.33	2443.26	0.01	99.90
119.0-120.0	0.04	2427.93	0.00	99.28	166.0-167.0	0.31	2443.57	0.01	99.92
120.0-121.0	0.05	2427.99	0.00	99.28	167.0-168.0	0.29	2443.86	0.01	99.93
121.0-122.0	0.07	2428.05	0.00	99.28	168.0-169.0	0.27	2444.13	0.01	99.94
122.0-123.0	0.08	2428.13	0.00	99.29	169.0-170.0	0.25	2444.38	0.01	99.95
123.0-124.0	0.10	2428.23	0.00	99.29	170.0-171.0	0.23	2444.61	0.01	99.96
124.0-125.0	0.11	2428.34	0.00	99.29	171.0-172.0	0.21	2444.81	0.01	99.97
125.0-126.0	0.13	2428.46	0.01	99.30	172.0-173.0	0.18	2445.00	0.01	99.97
126.0-127.0	0.14	2428.61	0.01	99.30	173.0-174.0	0.16	2445.16	0.01	99.98
127.0-128.0	0.16	2428.77	0.01	99.31	174.0-175.0	0.14	2445.30	0.01	99.99
128.0-129.0	0.18	2428.95	0.01	99.32	175.0-176.0	0.11	2445.41	0.00	99.99
129.0-130.0	0.20	2429.14	0.01	99.33	176.0-177.0	0.09	2445.50	0.00	100.00
130.0-131.0	0.21	2429.36	0.01	99.34	177.0-178.0	0.06	2445.56	0.00	100.00
131.0-132.0	0.23	2429.59	0.01	99.34	178.0-179.0	0.04	2445.60	0.00	100.00
132.0-133.0	0.25	2429.84	0.01	99.36	179.0-180.0	0.01	2445.61	0.00	100.00
133.0-134.0	0.27	2430.11	0.01	99.37					
134.0-135.0	0.29	2430.40	0.01	99.38					
135.0-136.0	0.31	2430.71	0.01	99.39					
136.0-137.0	0.32	2431.03	0.01	99.40					
137.0-138.0	0.34	2431.37	0.01	99.42					
138.0-139.0	0.36	2431.73	0.01	99.43					
139.0-140.0	0.37	2432.11	0.02	99.45					
140.0-141.0	0.39	2432.49	0.02	99.46					

Rectangle ISO Lighting Intensity Diagram

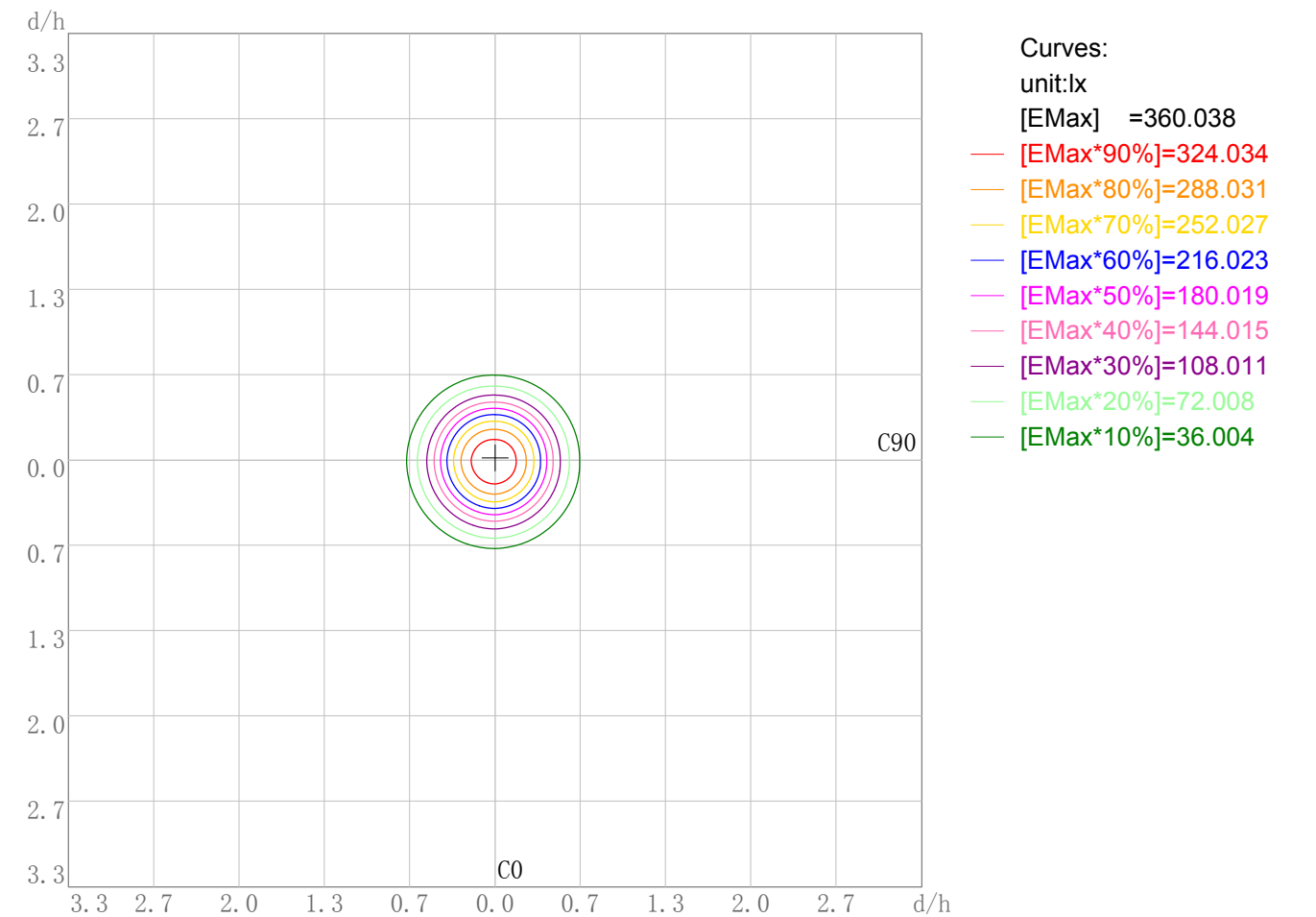
Lum. Name:TR05-30-XX-01 4000K RA90 60D	Lum. Catelog:	Test ID:01
Lamp Name:	Lamp Catelog:LED	Test Lab:Quality peatment
Manufacture:Shenzhen Norming Lighting Co., Ltd	Test Machine:GON-2000	Test Date:2019/11/30



Plane ISO-Illuminance Diagram

Lum. Name:TR05-30-XX-01 4000K RA90 60D	Lum. Catalog:	Test ID:01
Lamp Name:	Lamp Catalog: LED	Test Lab: Quality peatment
Manufacture: Shenzhen Norming Lighting Co., Ltd	Test Machine:GON-2000	Test Date: 2019/11/30

Plane ISO-Illuminance Curve



Working Plane Luminaire Mounting Height(m): 3.00  
Working Plane Maximum Illuminance(lx): 360.04  
Working Plane Maximum Illuminance Position(d/h):H0.0 V-0.0

---

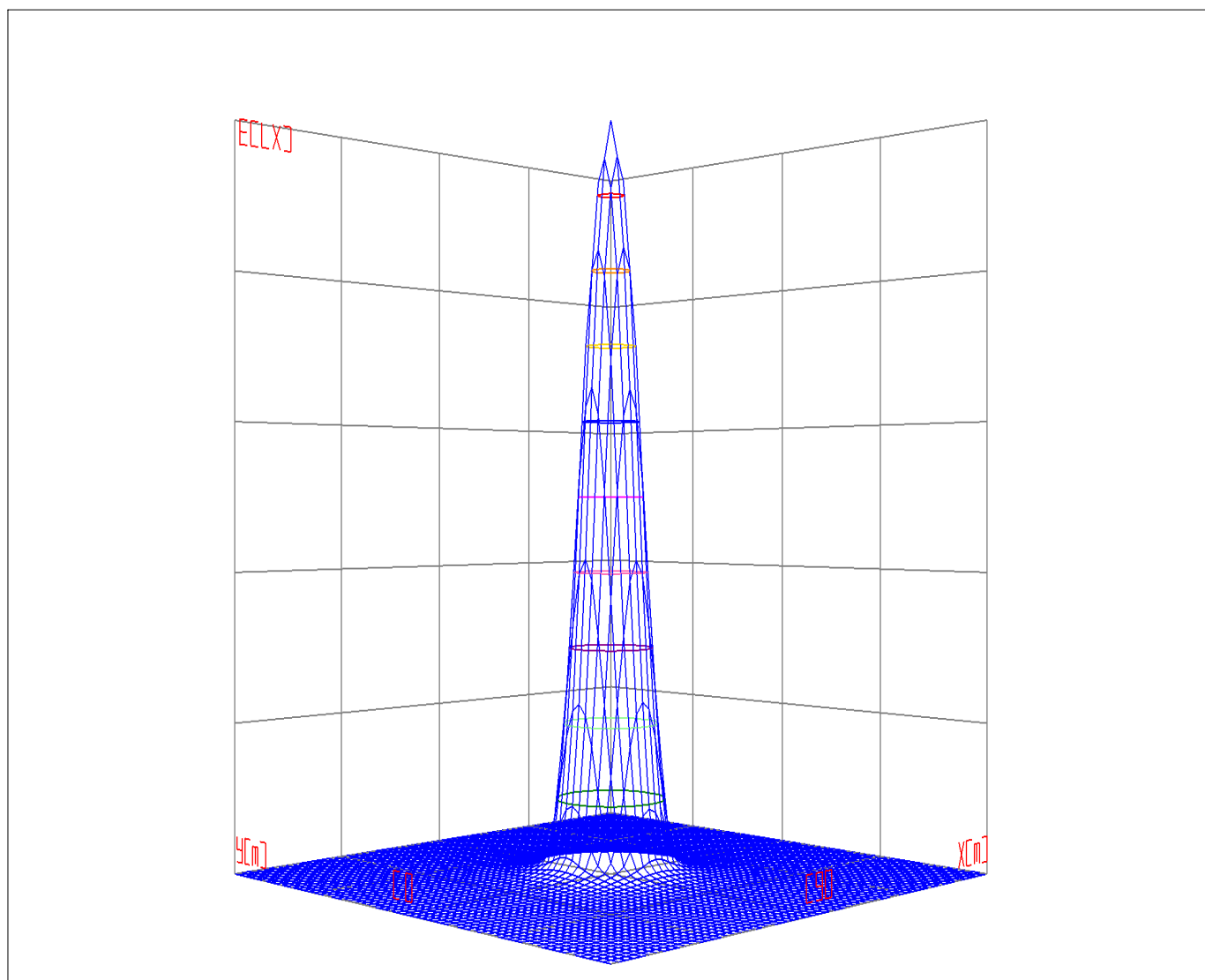
## IES Indoor Report

Photometric Filename:TR05-30-XX-01 4000K RA90 60D.IES

### 3D Plane ISO Illuminance Diagram

Lum. Name: TR05-30-XX-01 4000K RA90 60D	Lum. Catalog:	Test ID: 01
Lamp Name:	Lamp Catalog: LED	Test Lab: Quality peatment
Manufacture: Shenzhen Norming Lighting Co., Ltd	Test Machine:GON-2000	Test Date: 2019/11/30

### 3D Plane Illuminance Modal



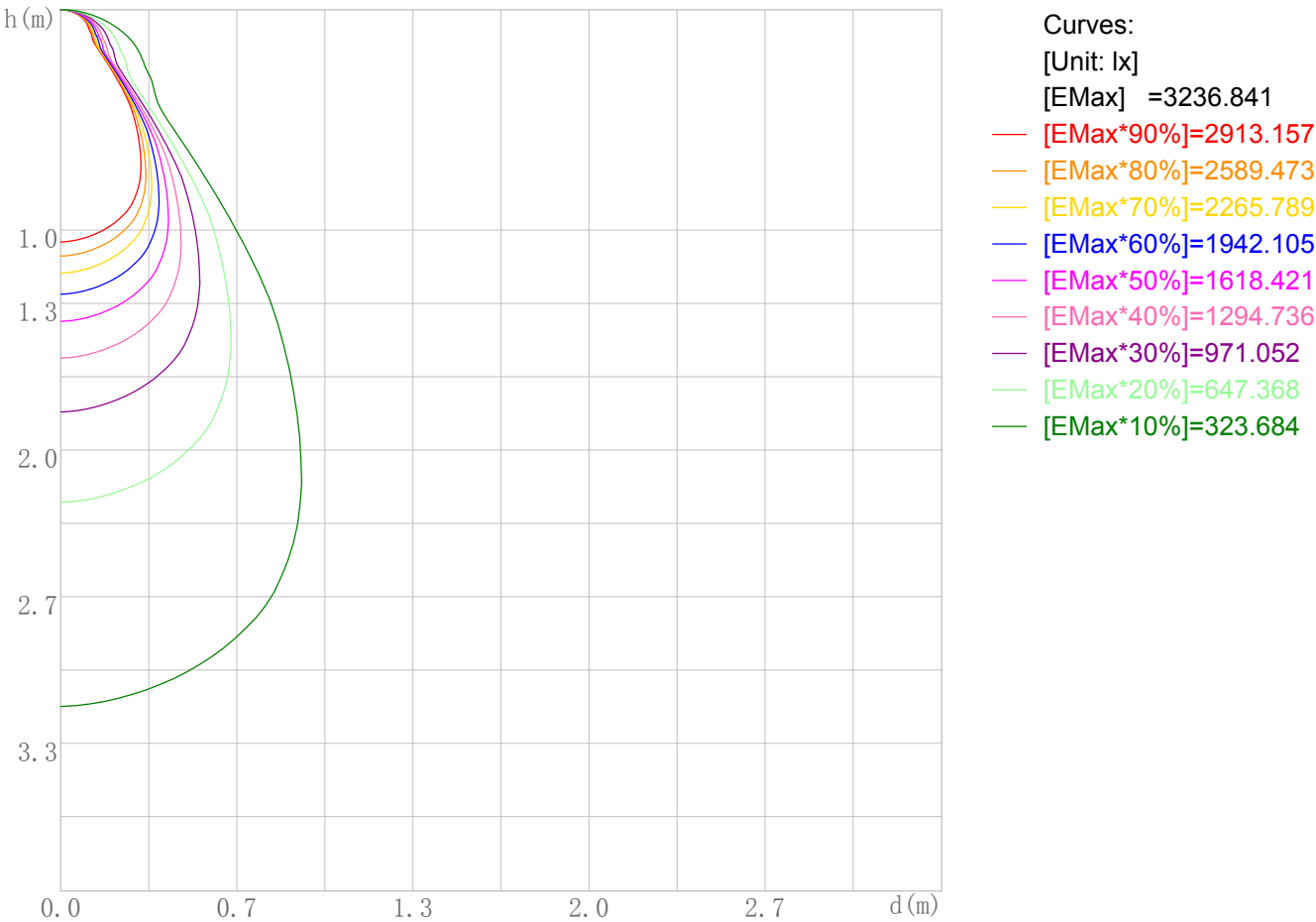
Curves: 3D Model — 90% — 80% — 70% — 60% — 50% — 40% — 30% — 20% — 10% —  
View Angles(deg): 0 Height(m): 3.0 Distance(m): 10.0



Space ISO Illuminance Diagram

Lum. Name:TR05-30-XX-01 4000K RA90 60D	Lum. Catelog:	Test ID:01
Lamp Name:	Lamp Catelog:LED	Test Lab:QQualty peatment
Manufacture:Shenzhen Norming Lighting Co., Ltd	Test Machine:GON-2000	Test Date:2019/11/30

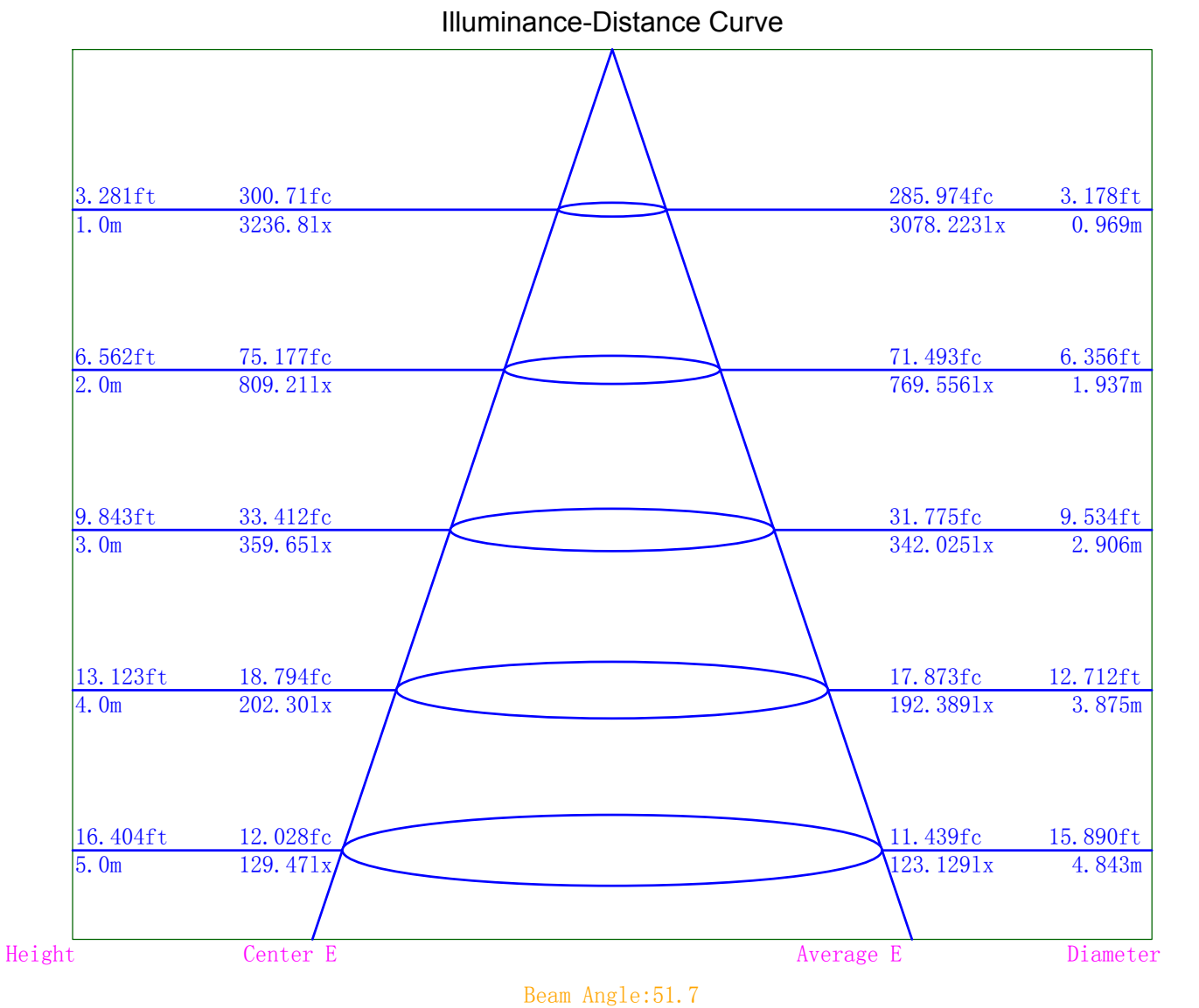
Space ISO Illuminance Curve



Space Plane Maximum Illuminance and @Angle:3236.84lx,0.0deg  
Plane Maximum Lighting Intensity and @Angle:3236.841cd,0deg

Illuminance-Distance Diagram

Lum. Name:TR05-30-XX-01 4000K RA90 60D	Lum. Catelog:	Test ID:01
Lamp Name:	Lamp Catelog:LED	Test Lab:QQualty peatment
Manufacture:Shenzhen Norming Lighting Co., Ltd	Test Machine:GON-2000	Test Date:2019/11/30



Indoor Luminance Limiting Curves

Lum. Name:TR05-30-XX-01 4000K RA90 60D	Lum. Catalog:	Test ID:01
Lamp Name:	Lamp Catalog:LED	Test Lab:Quality peatment
Manufacture:Shenzhen Norming Lighting Co., Ltd	Test Machine:GON-2000	Test Date:2019/11/30

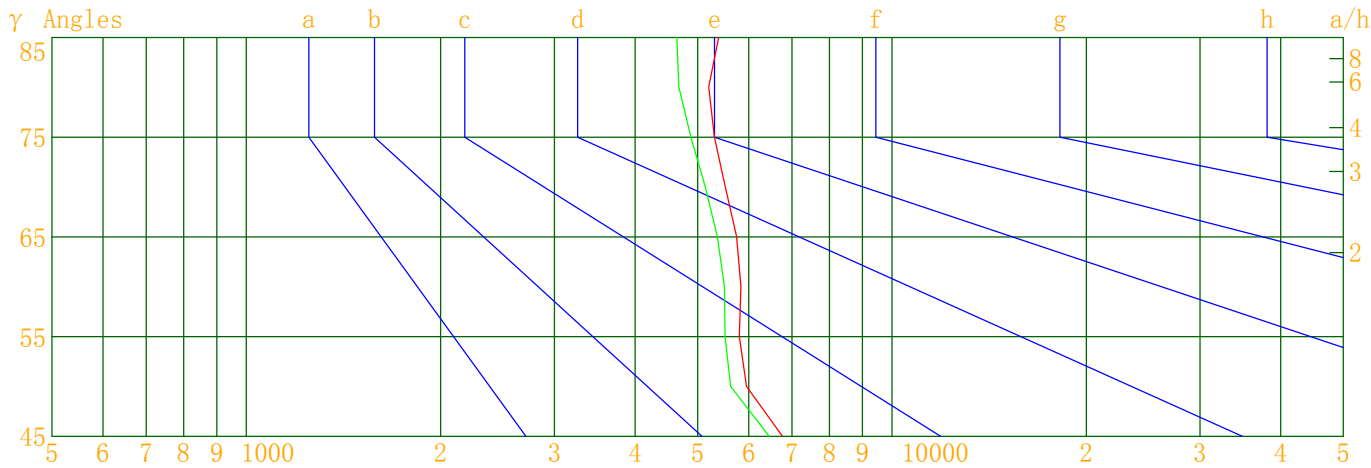
Glare Grade Table

GI	Quality	Using Illuminance							
1.15	A	2000	1000	500	<=300				
1.5	B		2000	1000	500	<=300			
1.85	C			2000	1000	500	<=300		
2.2	D				2000	1000	500	<=300	
2.55	E	a				2000	1000	500	<=300
			b	c	d	e	f	g	h

Luminance Table

Gama(deg)	45	50	55	60	65	70	75	80	85
C0	6768	5951	5803	5833	5746	5517	5307	5202	5390
C90	6456	5624	5516	5501	5364	5138	4879	4676	4644

Luminance Limiting Curve



Luminous Size:

Length(m)=0.070

Width(m)=0.070

Height(m)=0.266

Area(m^2)=0.023520

Luminous Type:

Without Luminous Side

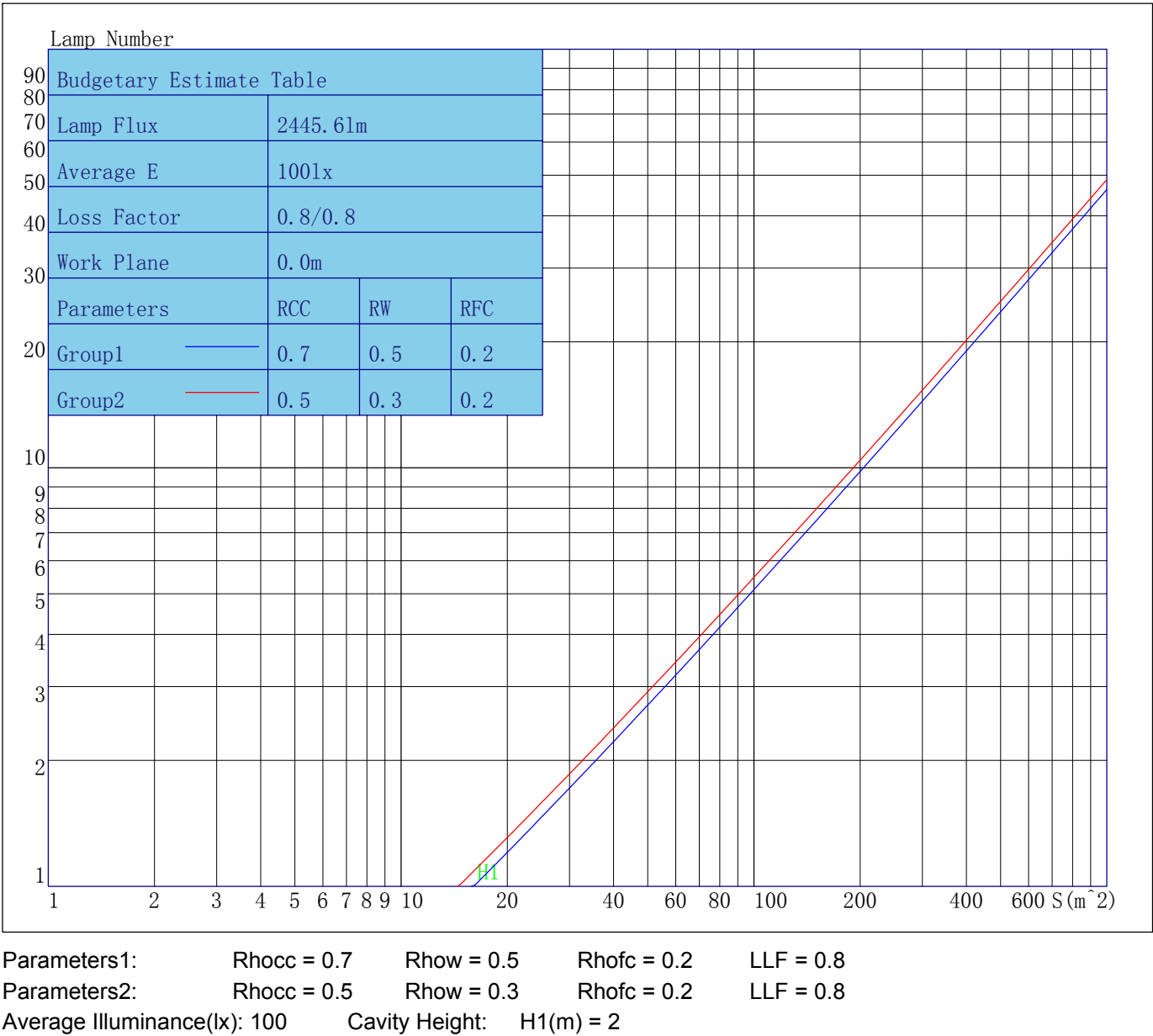
Luminous Curves:

C0-C180 Color: ———

C90-C270 Color: ———

Indoor Budgetary Estimate Table

Lum. Name:TR05-30-XX-01 4000K RA90 60D	Lum. Catalog:	Test ID:01
Lamp Name:	Lamp Catalog: LED	Test Lab: Quality peatment
Manufacture: Shenzhen Norming Lighting Co., Ltd	Test Machine:GON-2000	Test Date: 2019/11/30



Indoor Coefficient of Utilization Table

Lum. Name:TR05-30-XX-01 4000K RA90 60D	Lum. Catelog:	Test ID:01
Lamp Name:	Lamp Catelog:LED	Test Lab:Quality peatment
Manufacture:Shenzhen Norming Lighting Co., Ltd	Test Machine:GON-2000	Test Date:2019/11/30

Coefficients of Utilization - Zonal Cavity Method																		
Coef.	Effective Floor Cavity Reflectance RFC=0.20																	
RhoCC (%)	80				70				50			30			10			0
RhoW (%)	70	50	30	10	70	50	30	10	50	30	10	50	30	10	50	30	10	0
RCR	Coefficient of Utilization(%)																	
0	119	119	119	119	116	116	116	116	111	111	111	106	106	106	101	101	101	99
1	113	110	107	105	110	108	105	103	103	102	100	100	98	97	96	95	94	92
2	107	102	98	94	105	100	96	93	97	94	91	94	91	89	91	89	87	85
3	102	95	90	86	100	94	89	85	91	87	84	88	85	82	86	83	81	79
4	97	89	83	79	95	88	83	79	86	81	78	84	80	77	82	78	76	74
5	92	84	78	74	90	83	77	73	81	76	72	79	75	72	77	74	71	70
6	88	79	73	69	86	78	72	68	76	72	68	75	71	67	74	70	67	65
7	84	74	69	64	82	74	68	64	72	67	64	71	67	63	70	66	63	62
8	80	71	65	61	79	70	64	60	69	64	60	68	63	60	67	63	60	58
9	76	67	61	57	75	66	61	57	65	60	57	64	60	57	64	59	56	55
10	73	64	58	54	72	63	58	54	62	57	54	62	57	54	61	57	54	52

Unified Glare Rating Table

Lum. Name:TR05-30-XX-01 4000K RA90 60D	Lum. Catelog:	Test ID:01
Lamp Name:	Lamp Catelog:LED	Test Lab:QAlty peatment
Manufacture:Shenzhen Norming Lighting Co., Ltd	Test Machine:GON-2000	Test Date:2019/11/30

Unified Glare Rating Table

Ceiling RCC	0.70	0.70	0.50	0.50	0.30	0.70	0.70	0.50	0.50	0.30
Wall RW	0.50	0.30	0.50	0.30	0.30	0.50	0.30	0.50	0.30	0.30
Floor RFC	0.20	0.20	0.20	0.20	0.20	0.20	0.20	0.20	0.20	0.20
Room Size	Vewed crosswise					Vewed endwise				
X=2H    Y=2H	15.3	16.3	15.6	16.6	17.0	15.0	16.0	15.4	16.4	16.7
	16.3	17.2	16.7	17.5	17.9	16.0	16.9	16.4	17.2	17.6
	16.7	17.6	17.2	18.0	18.4	16.4	17.2	16.8	17.6	18.0
	17.1	17.9	17.6	18.3	18.7	16.8	17.5	17.2	17.9	18.4
	17.3	18.0	17.7	18.4	18.9	16.9	17.6	17.4	18.0	18.5
	17.4	18.1	17.9	18.5	19.0	17.0	17.7	17.4	18.1	18.5
X=4H    Y=2H	15.5	16.4	16.0	16.8	17.2	15.3	16.1	15.7	16.5	16.9
	16.8	17.5	17.2	17.9	18.3	16.5	17.2	16.9	17.6	18.0
	17.4	18.0	17.9	18.5	18.9	17.1	17.7	17.5	18.1	18.6
	18.0	18.5	18.4	19.0	19.5	17.6	18.1	18.1	18.6	19.1
	18.2	18.7	18.7	19.1	19.6	17.8	18.3	18.3	18.7	19.2
	18.4	18.8	18.9	19.3	19.8	17.9	18.3	18.4	18.9	19.3
X=8H    Y=4H	17.6	18.1	18.1	18.6	19.1	17.3	17.8	17.8	18.2	18.7
	18.3	18.7	18.8	19.2	19.8	17.9	18.3	18.5	18.8	19.4
	18.6	19.0	19.2	19.5	20.0	18.2	18.6	18.7	19.1	19.6
	18.9	19.2	19.4	19.7	20.3	18.5	18.8	19.0	19.3	19.9
X=12H    Y=4H	17.6	18.0	18.1	18.5	19.0	17.3	17.7	17.8	18.2	18.7
	18.4	18.7	18.9	19.2	19.8	18.0	18.3	18.5	18.8	19.4
	18.7	19.0	19.3	19.5	20.1	18.3	18.6	18.8	19.1	19.7
Variations with the objverver position at spacings										
S=1.0H	0.4/-0.4					0.4/-0.5				
S=1.5H	0.7/-0.7					0.7/-0.8				
S=2.0H	0.8/-1.0					0.9/-1.1				
Reduced UGR Table:										
Nordic Standard Table:	BK0					BK0				
Correction Value	2.5					2.4				

o the CIE Pub.117, data has been corrected, refers to the lamp's lumens 8.2flm.

Candela Tabulation

V/H	C0.0	C90.0	C180.0	C270.0
γ 0.0	3236.84	3236.84	3236.84	3236.84
γ 1.0	3231.22	3233.85	3241.83	3234.74
γ 2.0	3219.76	3222.04	3242.52	3231.15
γ 3.0	3204.17	3206.16	3236.96	3224.73
γ 4.0	3184.57	3190.42	3226.28	3214.91
γ 5.0	3160.79	3170.23	3213.73	3201.92
γ 6.0	3134.92	3145.47	3195.64	3186.35
γ 7.0	3103.97	3116.92	3172.54	3168.75
γ 8.0	3072.37	3083.02	3144.47	3145.89
γ 9.0	3036.19	3046.94	3117.99	3119.07
γ 10.0	2995.55	3006.36	3086.99	3090.93
γ 11.0	2951.66	2963.17	3049.91	3057.74
γ 12.0	2903.22	2915.51	3010.32	3017.02
γ 13.0	2848.66	2861.71	2966.00	2972.56
γ 14.0	2792.59	2802.54	2916.60	2924.38
γ 15.0	2732.88	2738.54	2861.82	2871.14
γ 16.0	2663.46	2661.92	2802.05	2807.32
γ 17.0	2583.92	2570.35	2725.77	2731.23
γ 18.0	2485.90	2477.04	2640.74	2637.86
γ 19.0	2387.72	2374.98	2550.87	2546.93
γ 20.0	2281.43	2267.79	2441.64	2442.84
γ 21.0	2168.66	2149.84	2333.31	2334.04
γ 22.0	2040.64	2025.32	2205.83	2221.03
γ 23.0	1914.11	1891.33	2087.45	2097.04
γ 24.0	1769.37	1764.51	1947.32	1969.71
γ 25.0	1633.45	1627.18	1828.17	1832.98
γ 26.0	1496.19	1494.92	1696.13	1694.54
γ 27.0	1365.28	1367.87	1570.15	1559.11
γ 28.0	1240.07	1245.80	1448.66	1430.86
γ 29.0	1117.61	1129.41	1329.13	1310.09
γ 30.0	1004.17	1013.61	1214.22	1189.79
γ 31.0	892.36	878.88	1092.13	1076.52
γ 32.0	761.25	740.59	948.67	945.74
γ 33.0	630.12	609.84	798.46	801.11
γ 34.0	513.12	491.21	656.89	663.03
γ 35.0	414.21	391.36	529.39	541.85
γ 36.0	326.24	310.27	411.89	433.38
γ 37.0	258.43	241.27	316.79	339.48
γ 38.0	207.04	191.58	242.06	265.29
γ 39.0	169.22	158.85	185.18	205.76
γ 40.0	146.64	140.36	148.27	162.69
γ 41.0	134.47	129.62	128.04	137.65
γ 42.0	126.88	121.78	116.73	124.24
γ 43.0	121.32	116.18	108.74	115.56
γ 44.0	116.64	111.50	102.72	108.85
γ 45.0	112.56	107.37	98.09	103.89
γ 46.0	108.69	103.65	94.52	100.09

Candela Tabulation - (Cont.)

V/H	C0.0	C90.0	C180.0	C270.0
γ 47.0	104.88	99.56	91.05	96.42
γ 48.0	100.49	94.64	87.63	92.47
γ 49.0	95.10	89.23	83.21	87.63
γ 50.0	89.97	85.03	78.06	82.10
γ 51.0	86.86	82.80	74.49	77.97
γ 52.0	84.50	80.50	72.59	75.97
γ 53.0	82.33	78.37	71.06	74.38
γ 54.0	80.20	76.41	69.54	72.74
γ 55.0	78.28	74.41	68.09	71.24
γ 56.0	76.32	72.45	66.73	69.89
γ 57.0	74.37	70.51	65.51	68.65
γ 58.0	72.48	68.50	64.19	67.49
γ 59.0	70.50	66.66	62.99	66.15
γ 60.0	68.60	64.69	61.83	64.98
γ 61.0	66.58	62.69	60.54	63.71
γ 62.0	64.38	60.37	59.19	62.27
γ 63.0	62.09	58.08	57.51	60.64
γ 64.0	59.72	55.79	55.63	58.79
γ 65.0	57.12	53.32	53.65	56.87
γ 66.0	54.53	50.95	51.46	54.74
γ 67.0	51.98	48.50	49.27	52.62
γ 68.0	49.35	46.10	47.04	50.32
γ 69.0	46.84	43.75	44.81	47.94
γ 70.0	44.38	41.33	42.48	45.60
γ 71.0	41.80	38.94	40.25	43.33
γ 72.0	39.45	36.59	37.96	41.00
γ 73.0	36.97	34.29	35.71	38.69
γ 74.0	34.70	31.98	33.45	36.38
γ 75.0	32.30	29.70	31.25	34.05
γ 76.0	30.06	27.56	29.03	31.83
γ 77.0	27.75	25.31	26.90	29.55
γ 78.0	25.49	23.25	24.77	27.28
γ 79.0	23.33	21.11	22.63	25.18
γ 80.0	21.25	19.10	20.61	22.95
γ 81.0	19.10	17.02	18.55	20.85
γ 82.0	17.02	15.12	16.64	18.80
γ 83.0	15.07	13.16	14.68	16.72
γ 84.0	13.07	11.31	12.82	14.70
γ 85.0	11.05	9.52	10.96	12.80
γ 86.0	9.23	7.74	9.02	10.86
γ 87.0	7.33	6.07	7.29	8.89
γ 88.0	5.60	4.33	5.68	7.10
γ 89.0	3.74	2.59	3.98	5.27
γ 90.0	3.29	2.36	2.68	3.78
γ 91.0	3.06	2.17	2.36	3.38
γ 92.0	2.82	1.93	2.23	3.15
γ 93.0	2.62	1.72	2.01	2.90



Candela Tabulation - (Cont.)

V/H	C0.0	C90.0	C180.0	C270.0
γ 94.0	2.41	1.58	1.83	2.60
γ 95.0	2.22	1.43	1.67	2.48
γ 96.0	2.01	1.18	1.50	2.28
γ 97.0	1.81	1.06	1.41	2.13
γ 98.0	1.67	0.89	1.22	1.90
γ 99.0	1.46	0.75	1.11	1.78
γ 100.0	1.27	0.62	1.00	1.56
γ 101.0	1.15	0.49	0.81	1.42
γ 102.0	1.00	0.38	0.65	1.24
γ 103.0	0.87	0.28	0.63	1.23
γ 104.0	0.75	0.20	0.49	1.05
γ 105.0	0.56	0.01	0.42	0.97
γ 106.0	0.47	0.00	0.34	0.88
γ 107.0	0.35	0.00	0.28	0.77
γ 108.0	0.32	0.00	0.25	0.61
γ 109.0	0.18	0.00	0.13	0.56
γ 110.0	0.08	0.00	0.13	0.53
γ 111.0	0.10	0.00	0.16	0.42
γ 112.0	0.09	0.00	0.10	0.52
γ 113.0	0.02	0.00	0.07	0.46
γ 114.0	0.03	0.00	0.10	0.53
γ 115.0	0.10	0.00	0.17	0.48
γ 116.0	0.10	0.00	0.28	0.55
γ 117.0	0.18	0.00	0.35	0.58
γ 118.0	0.20	0.00	0.35	0.66
γ 119.0	0.33	0.00	0.43	0.70
γ 120.0	0.44	0.14	0.63	0.84
γ 121.0	0.52	0.31	0.72	0.99
γ 122.0	0.64	0.54	0.88	1.04
γ 123.0	0.85	0.67	1.07	1.23
γ 124.0	1.02	0.83	1.27	1.36
γ 125.0	1.20	1.04	1.40	1.56
γ 126.0	1.40	1.31	1.63	1.69
γ 127.0	1.66	1.50	1.87	2.01
γ 128.0	1.90	1.68	2.07	2.16
γ 129.0	2.11	2.03	2.34	2.40
γ 130.0	2.35	2.20	2.57	2.62
γ 131.0	2.60	2.54	2.88	2.80
γ 132.0	2.87	2.72	3.05	3.12
γ 133.0	3.18	3.01	3.43	3.38
γ 134.0	3.50	3.35	3.66	3.68
γ 135.0	3.75	3.66	3.98	4.02
γ 136.0	4.06	3.91	4.27	4.33
γ 137.0	4.34	4.18	4.60	4.57
γ 138.0	4.66	4.62	4.93	4.96
γ 139.0	5.07	4.89	5.27	5.28
γ 140.0	5.27	5.17	5.52	5.54

Candela Tabulation - (Cont.)

V/H	C0.0	C90.0	C180.0	C270.0
γ 141.0	5.67	5.59	5.88	5.88
γ 142.0	5.96	5.86	6.15	6.15
γ 143.0	6.43	6.22	6.56	6.48
γ 144.0	6.70	6.55	6.85	6.80
γ 145.0	7.03	6.89	7.21	7.12
γ 146.0	7.29	7.21	7.52	7.44
γ 147.0	7.73	7.52	7.86	7.75
γ 148.0	8.01	7.80	8.15	8.09
γ 149.0	8.28	8.09	8.46	8.42
γ 150.0	8.57	8.51	8.78	8.67
γ 151.0	8.90	8.73	9.13	9.02
γ 152.0	9.10	9.00	9.41	9.23
γ 153.0	9.47	9.26	9.72	9.48
γ 154.0	9.60	9.50	10.01	9.79
γ 155.0	9.93	9.78	10.22	9.97
γ 156.0	10.08	9.98	10.49	10.25
γ 157.0	10.40	10.20	10.66	10.39
γ 158.0	10.57	10.39	10.87	10.64
γ 159.0	10.72	10.63	11.03	10.86
γ 160.0	10.94	10.79	11.23	11.05
γ 161.0	11.11	11.01	11.44	11.18
γ 162.0	11.36	11.19	11.54	11.40
γ 163.0	11.50	11.41	11.69	11.59
γ 164.0	11.72	11.50	11.93	11.78
γ 165.0	11.85	11.76	12.03	11.83
γ 166.0	12.02	11.84	12.22	12.05
γ 167.0	12.14	12.00	12.27	12.12
γ 168.0	12.33	12.17	12.49	12.34
γ 169.0	12.51	12.25	12.62	12.44
γ 170.0	12.67	12.44	12.70	12.57
γ 171.0	12.71	12.62	12.89	12.67
γ 172.0	12.91	12.71	12.96	12.73
γ 173.0	12.98	12.80	12.98	12.93
γ 174.0	13.07	12.93	13.06	12.98
γ 175.0	13.22	13.11	13.22	13.04
γ 176.0	13.30	13.11	13.24	13.14
γ 177.0	13.29	13.22	13.28	13.16
γ 178.0	13.42	13.27	13.38	13.24
γ 179.0	13.39	13.35	13.40	13.29
γ 180.0	13.38	13.38	13.38	13.38